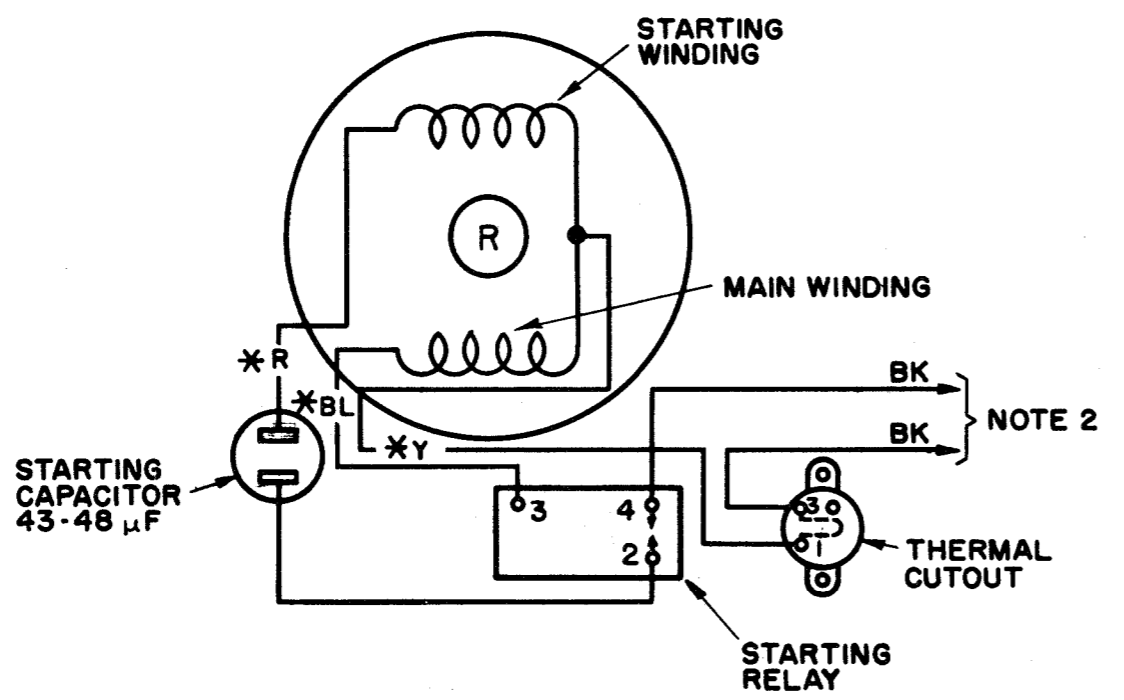
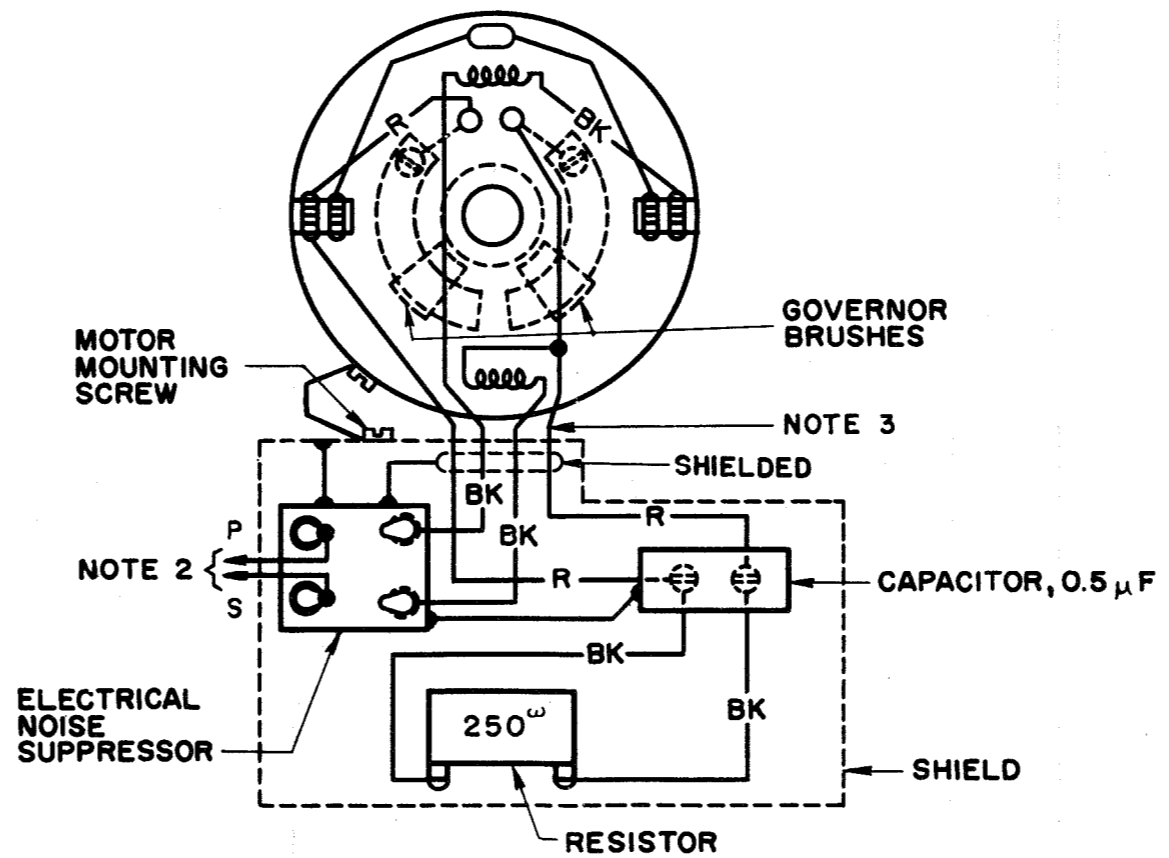


NO.	NOTES
1.	a. SYNCHRONOUS MOTOR OPERATES ON REGULATED 60 $\sim$ ( $\pm 1\%$ ) AC ONLY. b. ASSOCIATED LESU MUST BE EQUIPPED WITH CAPACITOR RESISTOR ASSEMBLY FOR DC OPERATION OF GOVERNED MOTORS.
2.	CONNECT EITHER WIRE TO DESIGNATED TERMINALS OF UNIT TERMINAL BLOCK, PER WIRING DIAGRAM OF ASSOCIATED UNIT.
3.	MOTOR LEADS OF SAME COLOR ARE INTERCHANGEABLE.
*	COLOR CODE FOR MOTORS FURNISHED WITH METAL LEAD MARKERS: T1 - BLUE T4 - YELLOW T8 - RED

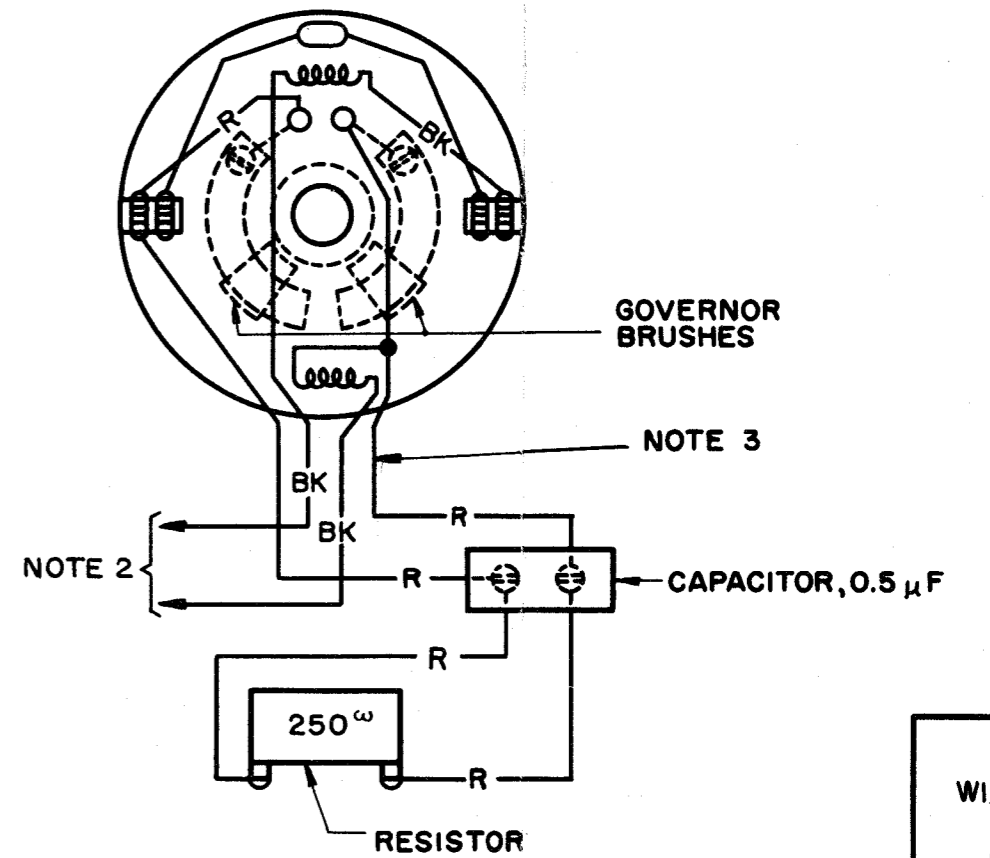
<b>2900WD</b>		
REVISIONS		
ISSUE	DATE	AUTH. NO.
A	2-2-55	28-4987
B	2-27-56	62755



**LMU3 MOTOR UNIT (SYNCHRONOUS)**  
FOR USE WITH 115 V. A.C. 60 $\sim$  POWER SUPPLY  
(NOTE 1a).



**LMU4 MOTOR UNIT (UNIVERSAL SERIES GOV.)**  
WITH RADIO FREQUENCY SUPPRESSORS  
FOR USE WITH EITHER 115 V. A.C. 50-60 $\sim$  OR 115 V. D.C.  
POWER SUPPLY (NOTE 1b).



**LMU6 MOTOR UNIT (UNIVERSAL SERIES GOV.)**  
WITHOUT RADIO FREQUENCY SUPPRESSORS  
FOR USE WITH EITHER 115 V. A.C. 50-60 $\sim$  OR  
115 V. D.C. POWER SUPPLY (NOTE 1b).

ACTUAL  
WIRING DIAGRAM  
FOR  
MODEL 28  
MOTOR UNITS

LMU 3, 4, 6

DATE	1-28-55
P.D. FILE	1-30.65.156A
DRAWN U.S.E.	CHKD. <i>dot</i>
ENGD. T.D.C.	APP. <i>dot</i>

**TELETYPE CORPORATION**

**2900WD**