

7794 WD

ISSUE	DATE	AUTH. NO.
1	10-20-65	17310-R
2	11-1-65	88908
3	2-26-66	90509
4	8-18-66	91444
5	5-25-71	2722
6	10-30-74	12053

- NO. NOTES
- WIRING LEGEND:

— DISTANT TERMINATING AREA

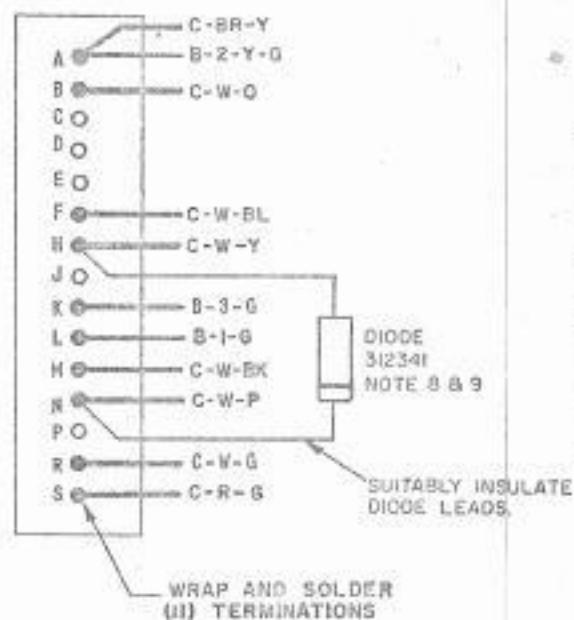
— DISTANT TERMINATING DESIGNATION

B-W-BK WIRE COLOR CODE
  - COLOR CODE:

BK - BLACK	G - GREEN
BL - BLUE	R - RED
BR - BROWN	P - PURPLE
Y - YELLOW	W - WHITE
S - SLATE	O - ORANGE
  - TERMINAL DESIGNATIONS ENCLOSED IN PARENTHESES ARE FOR REFERENCE AND ARE NOT MARKED ON COMPONENT.
  - ALL COMPONENTS VIEWED FROM THE SOLDERED SIDE.
  - FOR TELETYPE PERSONNEL REFERENCE: SPECIFICATION NO. 61, 1065
  - FOR ADDITIONAL INFORMATION SEE 312325 CIRCUIT CARD ASSEMBLY.
  - USE TUBING INSULATORS ON ALL TERMINALS WHERE NECESSARY.
  - ON ISSUE 4, DIODE 181653 WAS ABSENT.
  - FOR STANDARDIZATION DIODE WAS CHANGED FROM 181653 (1N545).

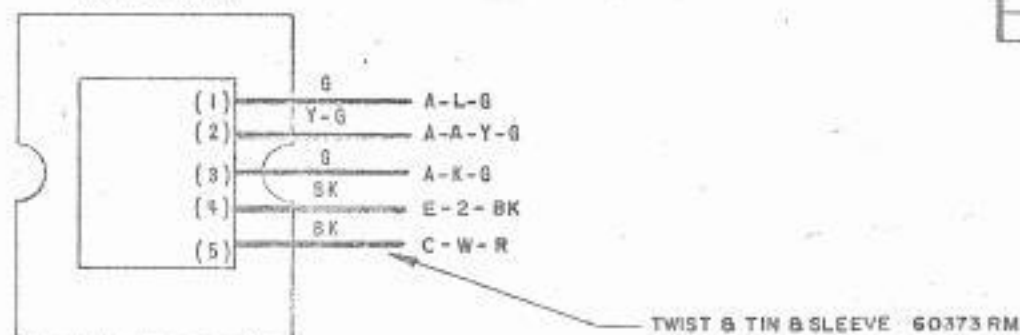
### A

CARD CONNECTOR



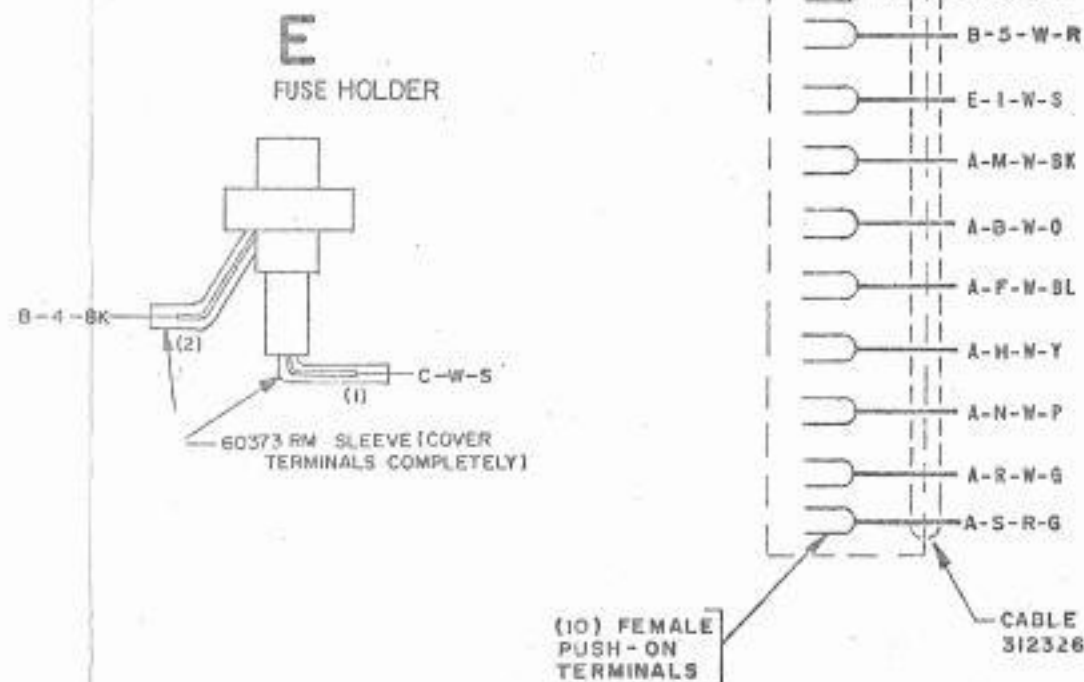
### B

TRANSFORMER



### C

LESU WIRING FIELD



ACTUAL  
WIRING DIAGRAM  
FOR  
SIGNAL  
REGENERATOR  
FOR  
M35 SETS

#### APPROVALS

D AND R E OF M

*HOK* *EL*

ENUNBER

PROD. NO. 7794WD

DATE: 4/13/65

RD. FILE NO. 1-159.15 AA

DRAWN RWD CHKD *YME*

ENGD. DAB APPD. *YME*

TELETYPE CORPORATION

7794 WD