

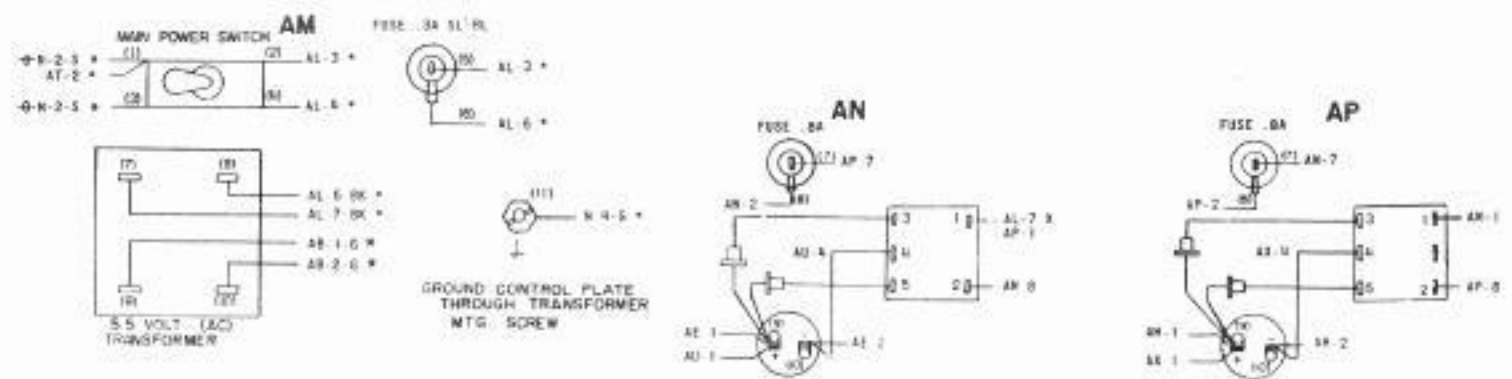
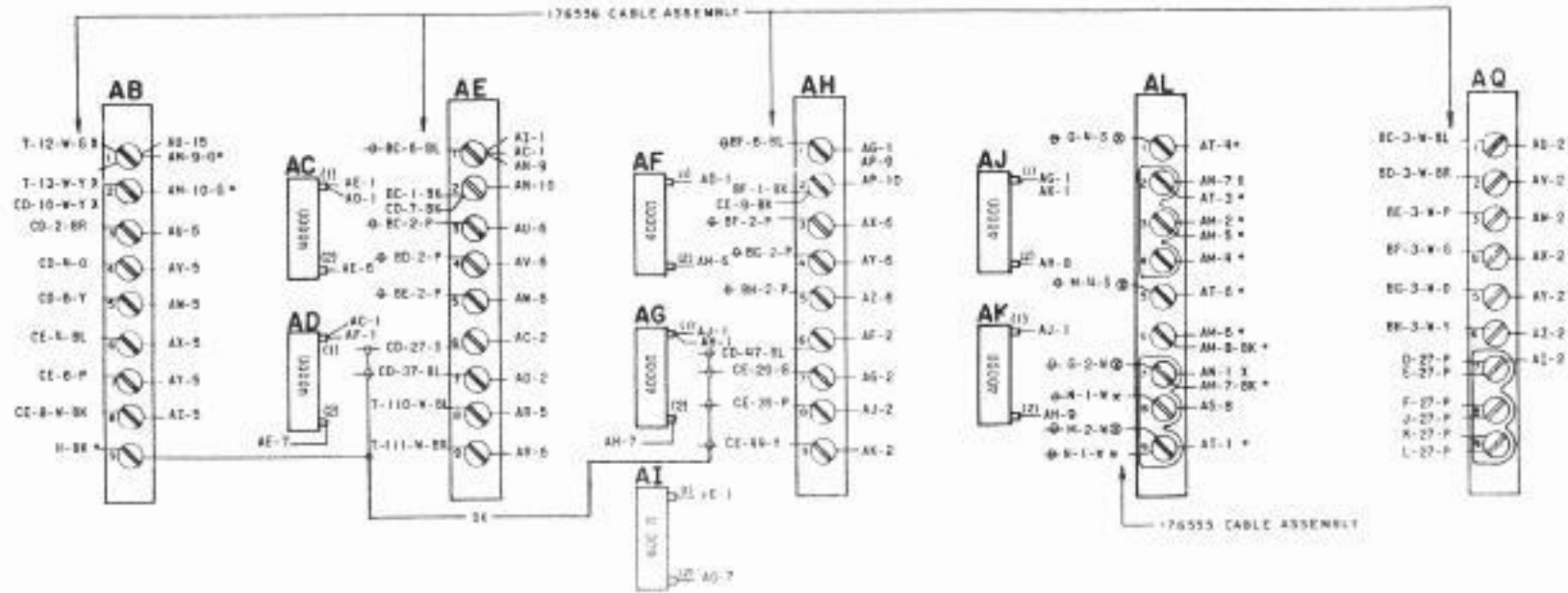
REVISIONS

ISSUE	DATE	AUTH. NO.
2	8-21-61	70344
3	8-11-61	70592
4	8-16-61	70592-1
5	10-5-61	71172
6	10-30-61	71450
7	11-20-61	71638
8	11-24-61	71760
9	5-22-62	73480
10	6-25-62	73871
11	8-5-63	77453
12	6-22-64	82397
13	2-2-66	89157

176552 CONTROL PLATE ASSEMBLY

**A**  
176552 CONTROL PLATE  
THIS PLATE SHOWN FROM TERMINAL  
SIDE  
(FRONT OF CABINET)

- NO. NOTES
1. WIRING LEGEND  
DISTANT TERMINATING AREA  
DISTANT TERMINATING DESIGNATION  
A-D-W-BB  
WIRE COLOR CODE
  2. COLOR CODE:  
BR - BLACK G - GREEN  
BB - BROWN BL - BLUE  
R - RED P - PURPLE  
D - ORANGE W - WHITE  
Y - YELLOW S - SLATE
  3. \* DENOTES 18 GA. WIRE  
# DENOTES 20 GA. WIRE  
# DENOTES 22 GA. WIRE  
ALL OTHER WIRE 26 GA.
  4. -S- DENOTES SHIELDED WIRE
  5. ALL WIRES WITHOUT COLOR DESIGNATIONS ARE SURFACE WIRING.
  6. ALL WIRING SHOWN FROM SOLDER SIDE.
  7. AREA DESIGNATIONS SHOWN AS VIEWED FROM REAR OF CABINET, EXCEPT CONTROL PLATE.
  8. DESIGNATIONS ENCLOSED IN PARENTHESES ARE FOR REFERENCE AND ARE NOT SHOWN ON COMPONENT.
  9. LINE RELAY CIRCUITS WIRED FOR .050 AMPERE NEUTRAL OPERATION. FOR .500 AMPERE OPERATION, MOVE BLACK STRAP FROM 1 AND 2 TO 3 AND 4. FOR POLAR OPERATION, REMOVE STRAP.
  10. CONNECTOR PLUG
  11. RUBBER STAMP WITH 1/16" LETTERS RELAY TERMINAL BLOCK IDENTIFICATIONS BC, BD, BE, BF, BG AND BH ON UPPER RIGHT CORNER OF 150100 FILTERS. USE BLACK INK. COVER WITH LACQUER.
  12. SL-RL INDICATES SLOW-BLOWING.



ACTUAL  
WIRING DIAGRAM  
FOR  
MODEL 25  
RECEIVING-TYPING  
REPERATOR CABINET  
L8AC211

APPROVALS

D AND R	E OF M
-----	-----

E-NUMBER  
PROG. NO. 4365WD  
DATE 3-20-61  
P.D. FILE NO. 43-82/554A  
DRAWN C.E.L. CHKD.  
ENGD. R.L.F. APPD.

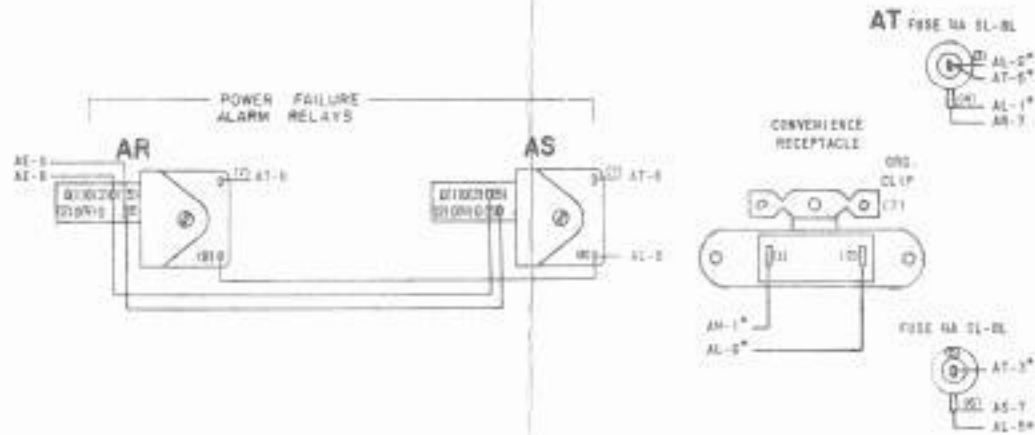
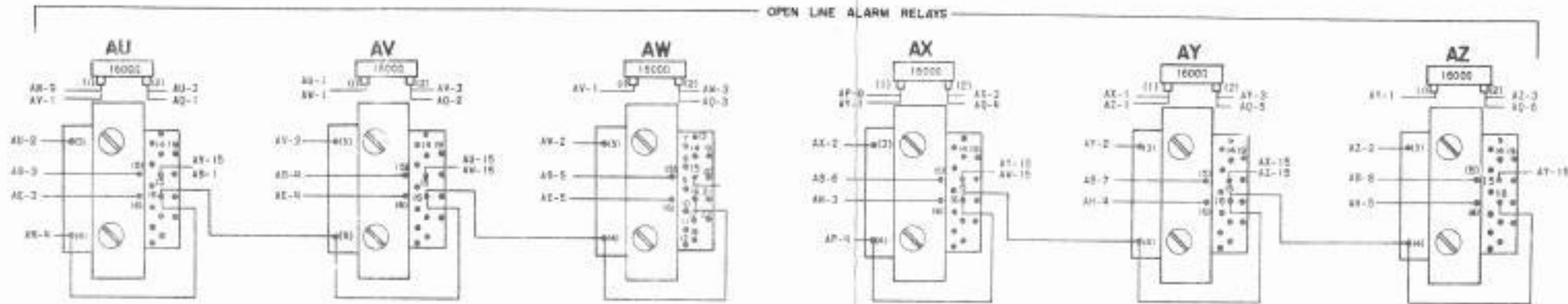
TELETYPE CORPORATION  
4365 WD

SEE SHEET 1 FOR NOTES.

# 176552 CONTROL PLATE ASSEMBLY

4365WD

REVISIONS		
ISSUE	DATE	AUTH. NO.
2	2-2-68	89157



SHEET 2 OF 3

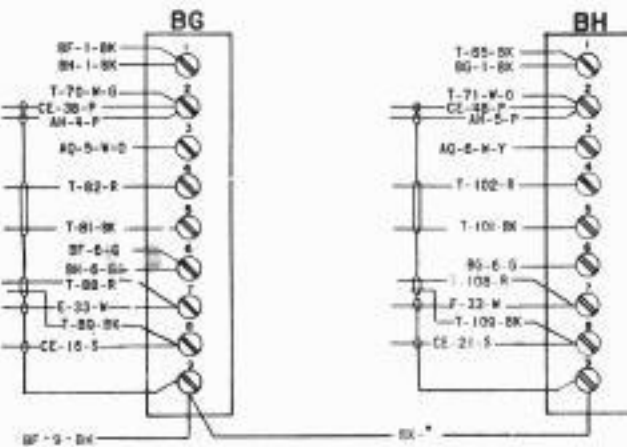
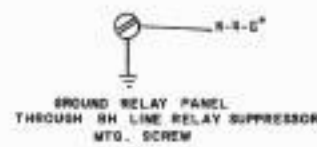
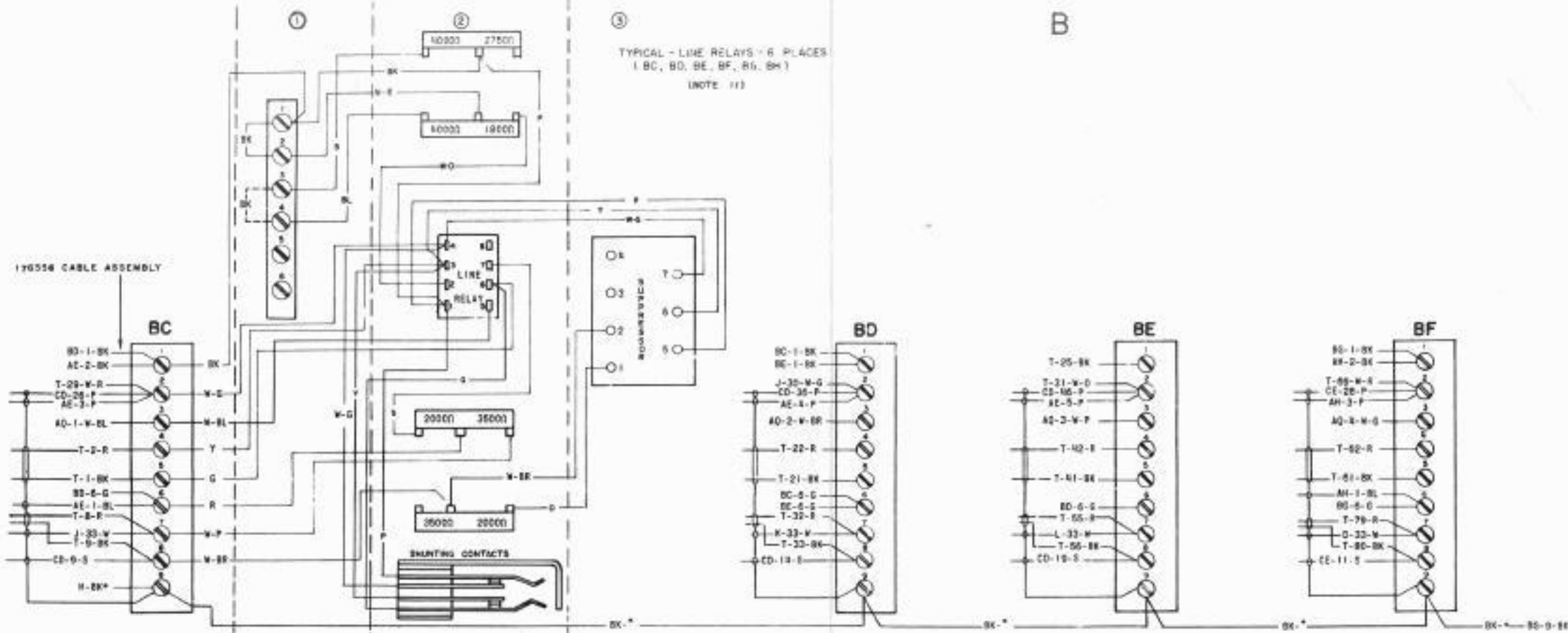
ACTUAL  
WIRING DIAGRAM  
FOR  
MODEL 28  
RECEIVING-TYPING  
REPERATOR CABINET  
LOADS(1)

APPROVALS	
D AND R	E OF M
.....	.....


E-NUMBER  
PROD. NO. 1322MO  
DATE 2-20-61  
P.D. FILE NO. 40-42/6044  
DRAWN C.E.L. CHD.  
EMGD. F.L.F. APPD.

TELETYPE CORPORATION  
4365WD

REVISIONS		
ISSUE	DATE	AUTH. NO.



1	BC-5	BK	25	BE-1	BK	48	CD-11	S	73			97	
2	BC-14	R	26	K-23	Y	50	CD-16	W-D	74			98	
3			27	K-24	S	51	CD-21	S	75			99	
4			28			52	CE-13	W-R	76			100	
5			29	DC-2	W-R	53	CE-18	W-P	77			101	BH-5
6	J-23	Y	30	SD-2	W-D	54	CE-25	W-S	78			102	BH-6
7	J-24	S	31	DC-2	W-D	55	BC-Y	R	79	ST-7	R	103	
8	BC-7	R	32	SD-7	S	56	BE-8	BK	80	BF-8	BK	104	
9	BC-8	BK	33	SD-8	S	57			81	BC-5	BK	105	
10	STRAP TO	11	34			58			82	BC-4	R	106	
11	MI W-G		35			59			83			107	F-24
12	AS-1	S	36			60			84			108	BH-7
13	AS-2	S	37			61	ST-5	BK	85			109	BH-8
14	STRAP TO	13	38			62	ST-4	R	86	E-23	Y	110	AC-2
15	STRAP TO	14	39			63			87	E-24	S	111	AE-5
16			40			64			88	BC-7	R	112	
17			41	BC-5	BK	65	BH-1	BK	89	BC-8	BK	113	
18	CE-1	R	42	SE-4	R	66	D-23	Y	90			114	
19			43			67	D-24	S	91			115	
20			44			68			92			116	
21	BC-5	BK	45			69	ST-2	W-R	93			117	
22	BC-4	R	46	L-23	Y	70	BC-2	W-D	94			118	
23			47	L-24	S	71	ST-2	W-D	95			119	
24			48			72			96			120	



SHEET 3 OF 5

ACTUAL WIRING DIAGRAM FOR MODEL 20 RECEIVING-TYPING REPERFORATOR CABINET LEAC21

APPROVALS

D AND R	E OF M
---------	--------

E-NUMBER

PROG. NO. 4379AC

DATE 3 20 51

R.D. FILE NO. 40 42 1744

DRAWN C. E. L. CHKD.

ENGR. R. L. F. APPD.

TELETYPE CORPORATION

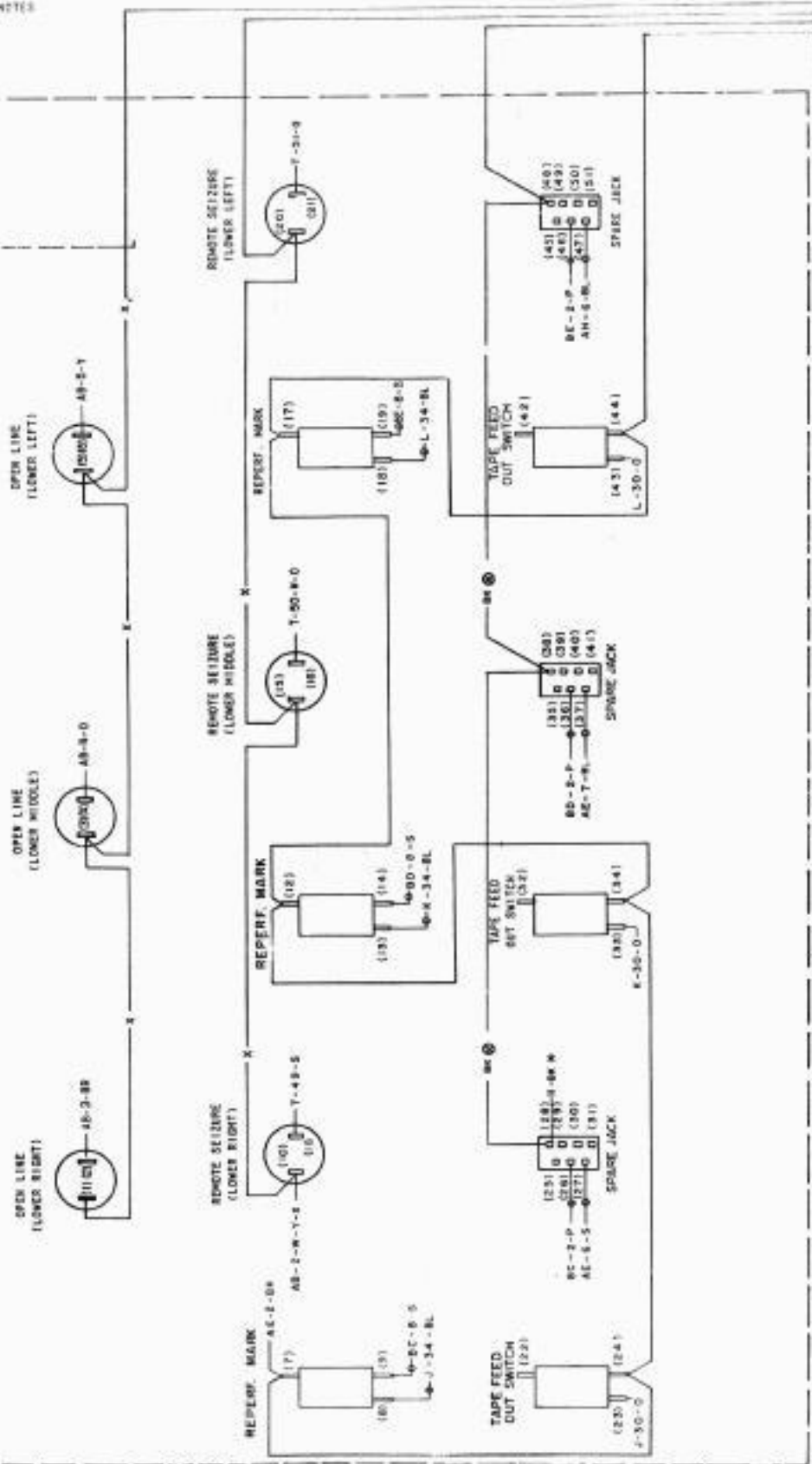
4365WD

SEE SHEET 1 FOR NOTES

175530 CONTROL PANEL ASSEMBLY

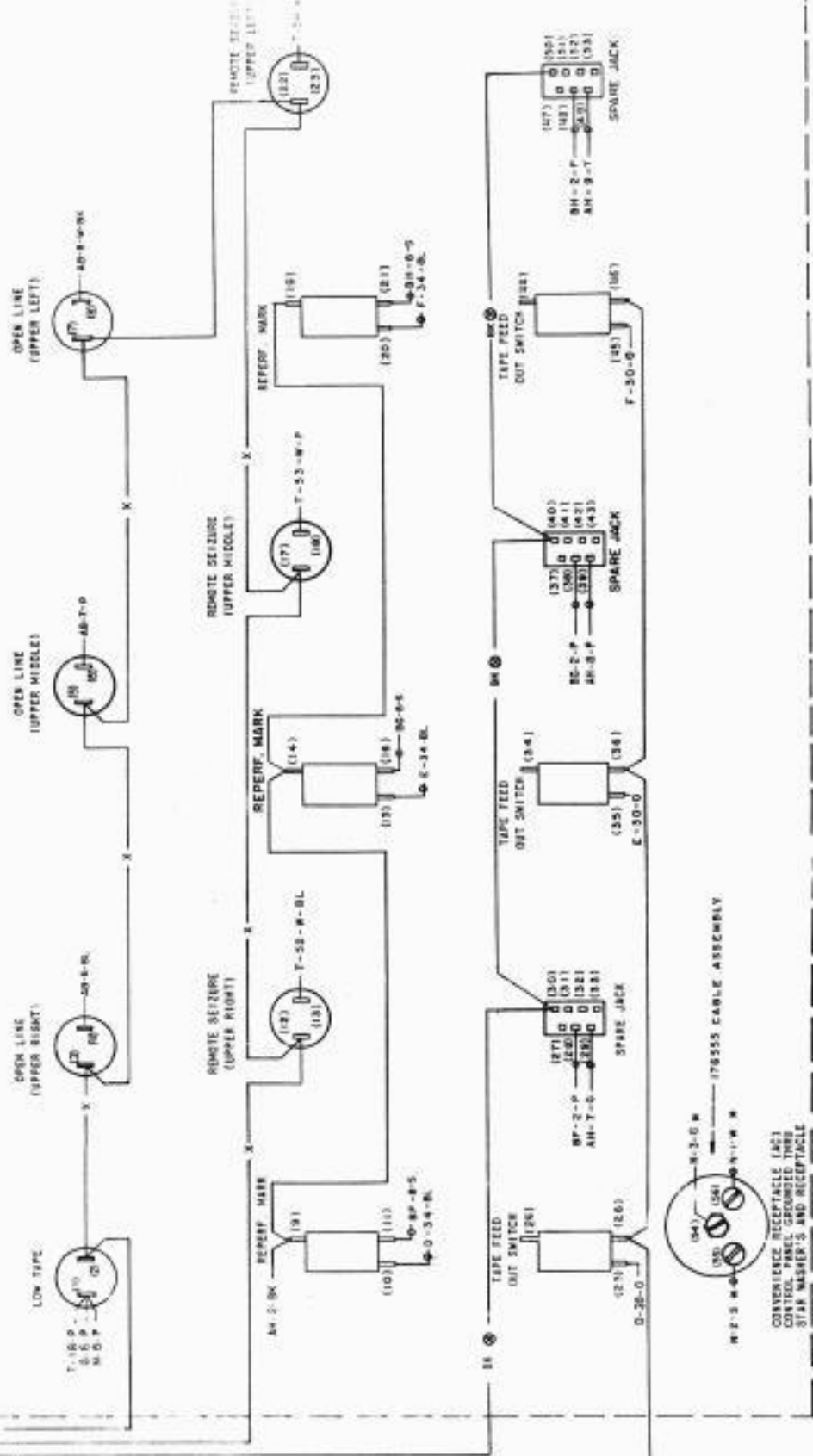
CD

REPERFORATOR LOCAL & REMOTE  
SECURE LAMPS AND OPEN LINE LAMPS.



CE

REPERFORATOR LOCAL & REMOTE  
SECURE LAMPS AND OPEN LINE LAMPS.



CONVENIENCE RECEPTACLE (AC)  
CONTROL PANEL GROUNDING THREE  
STAR WASHER'S AND RECEPTACLE

175555 CABLE ASSEMBLY

4365WD

REVISIONS

ISSUE	DATE	AUTH. NO.

SHEET 4 OF 5

ACTUAL  
WIRING DIAGRAM  
FOR  
MODEL 28  
RECEIVING-TYPING  
REPERFORATOR CABINET  
18AC221

APPROVALS

D AND R	E OF M
---------	--------

E-NUMBER

PROD. NO.

DATE

P.D. FILE NO.

DRAWN

CHKD.

ENGD.

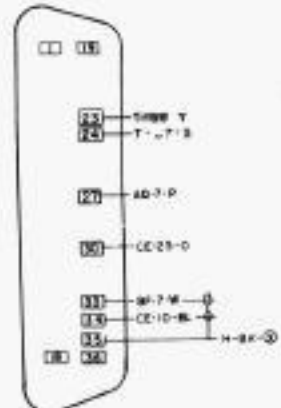
APPD.

TELETYPE  
CORPORATION

4365WD

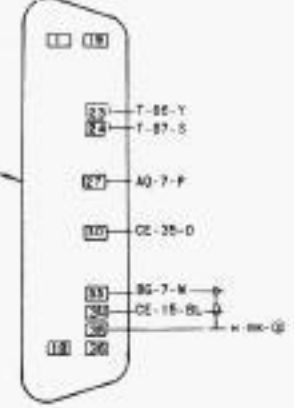
REVISIONS		
ISSUE	DATE	AUTH. NO.

**D**  
UPPER RIGHT



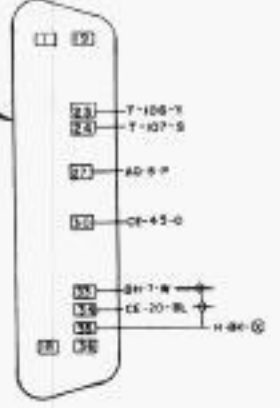
NOTE 10

**E**  
UPPER MIDDLE

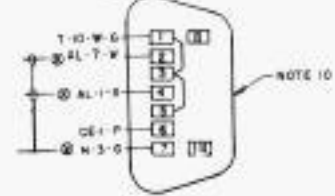


NOTE 10

**F**  
UPPER LEFT

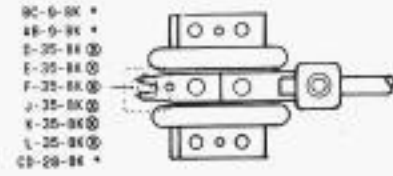


**G**  
UPPER BASE

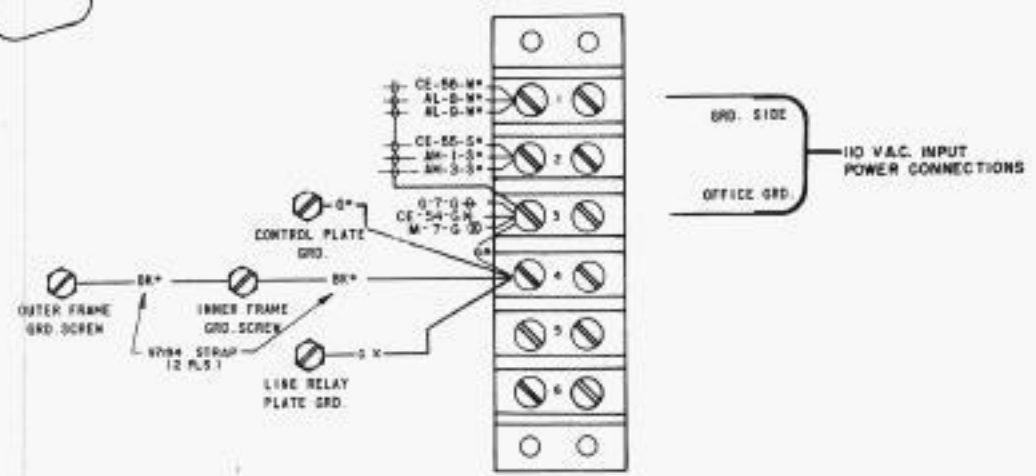


NOTE 10

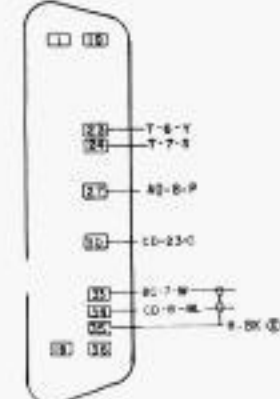
**H**  
SHIELD GRD. TERMINAL STRIP



**N**

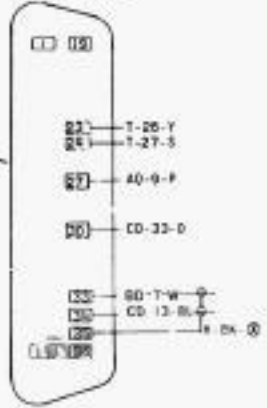


**J**  
LOWER RIGHT



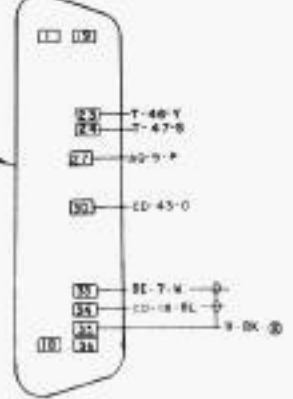
NOTE 10

**K**  
LOWER MIDDLE

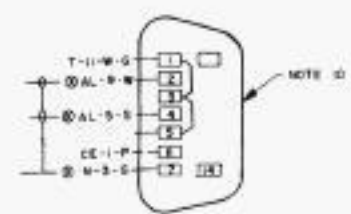


NOTE 10

**L**  
LOWER LEFT



**M**



NOTE 10

ACTUAL WIRING DIAGRAM FOR MODEL 28 RECEIVING TYPING REPERFORATOR CABINET LEADERS

APPROVALS	
D AND R	E OF M
E-NUMBER	
PROD. NO. 87541	
DATE 3-20-5	
R.D. FILE NO. 40 42 1511	
DRAWN C.E.L.	CHKD.
ENGD. R.L.F.	APPR.

TELETYPE CORPORATION  
4365WD